



IMPACT REPORT: MATERNAL AND CHILD HEALTH

Lwala Community Alliance is a **COMMUNITY-LED INNOVATOR** proving that when communities lead, change is drastic and lasting. Right now, we are leveraging this **BOTTOM-UP APPROACH** in an all-out effort to drastically reduce maternal and child mortality in western Kenya. We are tackling the key drivers of deaths – unplanned pregnancies, mother-to-child transmission of HIV, poor prenatal care, unskilled deliveries, poor clinical practices, lack of emergency transport, and delayed treatment of childhood illnesses.

We employ a community-facility approach, supporting clinical services at government health facilities and running a robust community health worker program. We track and support every pregnant mother, child under 5, and person living with HIV. We open community and facility access points for reproductive health, maternal, HIV, and child health services as a comprehensive package. This approach is yielding extreme health outcomes including facility deliveries increasing from 26% to 97%, rates of mother-to-child HIV transmission nearing zero, and a 300% increase in family planning uptake.



Community Health Workers actively identify, enroll and support mothers to access prenatal care.



Pregnant mothers make a plan for their birth and deliver with a skilled attendant.



Babies are enrolled with a Community Health Worker to ensure they thrive.



Children receive all vaccinations on time to guard against preventable diseases.



Children under 5 are actively monitored to prevent and quickly respond to common illnesses.



LWALA MAMAS ARE WRAPPED IN CARE TO DELIVER HEALTHY BABIES

Christine is a Lwala mama of 10 children. Ten years ago, Christine delivered her babies at home. And, if complications arose, she would be forced to walk several kilometers to the main road for transport to the nearest facility. Today, she shares how life has changed for her and her children.

“When I became pregnant with my third set of twins, I started to understand how important Lwala has been in supporting healthy babies and new mothers in my community. Two months into my pregnancy, a Community Health Worker contacted me and recommended I visit the hospital. She told me complications could be managed, and if sickness occurred, I had a whole team of healthcare workers to support me. I am so thankful for her advice and started attending antenatal care visits. The nurses and my Community Health Worker were so kind in educating me about the importance of testing and knowing my status. They provided support through each next step – whether it was preventing HIV transmission or ensuring medication was taken for malaria.

When I arrived at the hospital to deliver, I felt so supported because so many people were there to take care of me. I’m so thankful for the clinical officers that completed the successful delivery of my twins. I felt confident knowing clinicians, nurses, and my Community Health Worker were there to support and care for my newborn twins and myself, even after delivery.”

KEY PERFORMANCE INDICATORS

Lwala Community Alliance conducts ongoing point-of-service data collection and frequent assessments to evaluate the impact and effectiveness of our services in the community. We aim to make data-driven decisions in designing, implementing, and modifying our programs.

10,735

Cumulative **COUPLE YEARS PROTECTION*** provided since 2013

* Couple years protection is the estimated protection provided by family planning services during a one-year period, based upon the volume of all contraceptives distributed during that period.

4,295

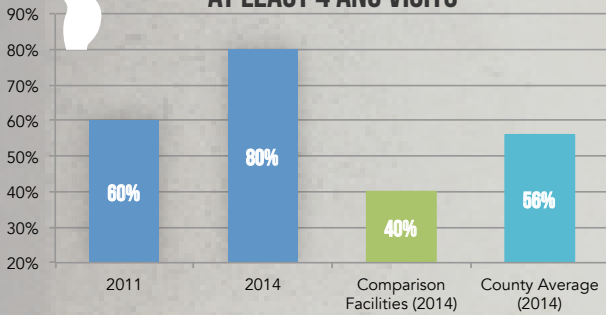
Cumulative **CHILDREN ENROLLED** in our Maternal & Child Program since 2014

52,199

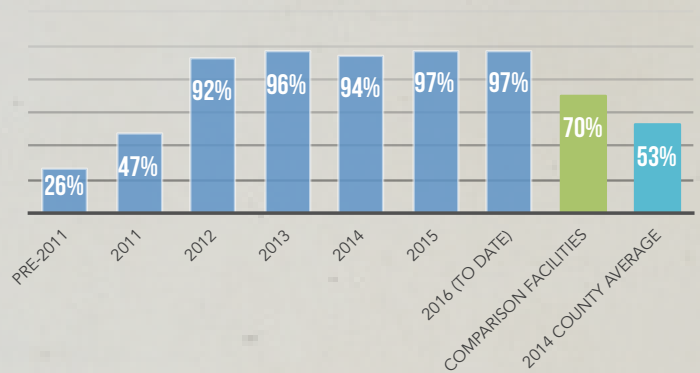
Cumulative **HOUSEHOLD VISITS** for those enrolled in our Maternal & Child Program since 2014



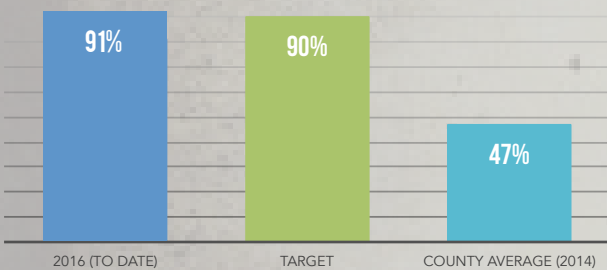
PERCENTAGE OF WOMEN WHO ATTENDED AT LEAST 4 ANC VISITS



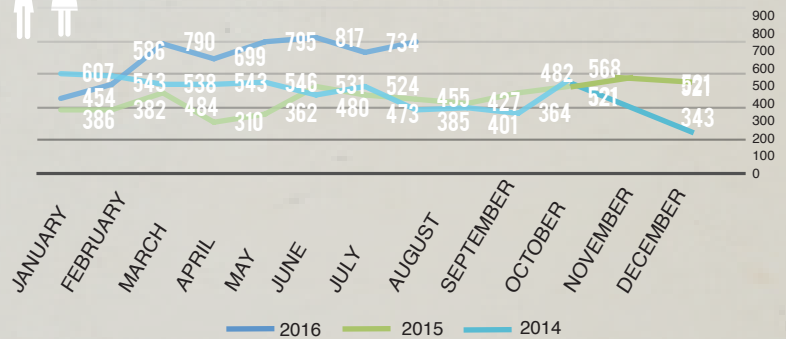
PERCENTAGE OF LIVE BIRTHS DELIVERED BY A SKILLED PROVIDER



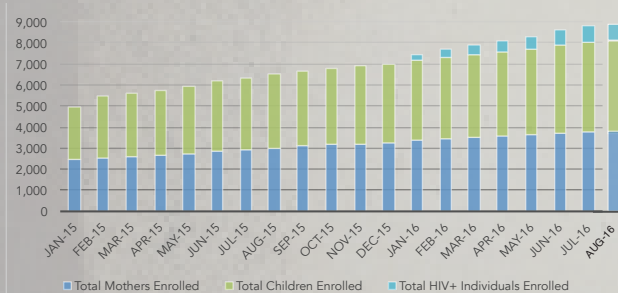
PERCENTAGE OF CHILDREN WHO RECEIVED ALL SPECIFIED VACCINES



TOTAL WELL-CHILD PATIENTS SERVED AT LWALA HOSPITAL



TOTAL CUMULATIVE INDIVIDUALS ENROLLED IN COMMUNITY HEALTH WORKER PROGRAM



TOTAL PATIENT VISITS BY MONTH, 2014-2016

